



| Energy natural




60,5x60,5/60x60 Energy

24"x24" porcelánico · porcelain tile ·  floor  R9 / R11  matt  frost resistant  porcelain  v2  7  rectified






 60,5x60,5 ENERGY TAGINA Natural EMP85



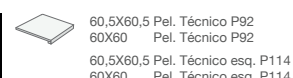
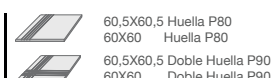
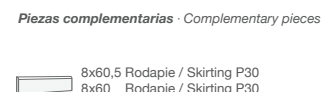
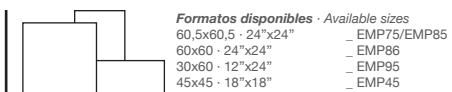
 60,5x60,5 ENERGY Ivory EMP75
 60,5x60,5 ENERGY ANTISLIP Ivory EMP85
 60x60 ENERGY Ivory rectified EMP86



 60,5x60,5 ENERGY Natural EMP75
 60,5x60,5 ENERGY ANTISLIP Natural EMP85
 60x60 ENERGY Natural rectified EMP86



 60,5x60,5 ENERGY Gris EMP75
 60,5x60,5 ENERGY ANTISLIP Gris EMP85
 60x60 ENERGY Gris rectified EMP86



60,5x60,5 · 60x60 rect. porcelánico porcelain tile